

www.basari-metal.com

Çatı Sistemleri
Bahçe Çitleri
Roof Systems
Garden Fences



New Collection

2022
New Collection

BAŞARI
GROUP

METAL DESENLİ BAHÇE ÇİTİ

METAL PATTERNED GARDEN FENCE



Tüm çevre uygulamalarınızda, Çevre dostu Metal Desenli ÇİT....; BAŞARI GRUP, EDGE markası ile yine bir ilke imza atmanın gururunu yaşıyor....! Ülkemizde çevre düzenlemelerinde estetiğin ve görselliğin önemini fark eden AR-GE miz uzun çalışmalar neticesinde tüm uygulamalarınızda kullanabileceğiniz, METAL DESENLİ ÇİT' i üretti....;

Estetik, Görsel, Çevre dostu ve her şeyden önemlisi güvenliği ön plana çıkaran tasarımı ile fark yaratan bu uygulama, yenilikçi bir çevre dönemi başlatıyor.....! Şehir Çevre Planlamaları, Villalar, yazlıklar, kafe ve restourantlar, okullar ve tüm çevre düzenlemelerinizde mükemmel bir uygulama....;

In all your environment applications, eco-friendly METAL PATTERNED FENCE....;

BASARI GROUP is experiencing the pride of bringing something new with its EDGE Brand! Our R & D , who realised importance of aesthetics and viusality in environmental planning in our country, as a result of long studies; produced METAL PATTERNED FENCE to be used for all applications.

This application making differences with its aesthetic, visual, eco-friend and most importantantly its design featuring security is initiating innovator environment age....! A great application for Environmental Planning, Villas, Pavilions, Cafe and Restaurants, Schools and all your Environment Monitoring....

2

UZUNLUKLAR

LENGTHS

500 mm

750 mm

1000 mm

1250 mm

1500 mm

1750 mm

2000 mm



Sac Kalınlık 0.50 mm ön yüzü statik boya, arka yüzüne ise astar atılmaktadır.
Sheet thickness 0.50 mm static painted front end, lined back end.



UYGULAMA ALANLARI

Cafe ve Restaurant Bahçelerinde,
Kreş Okullarında,
Kentsel Alan Arazilerin Ortak Kullanım Alanlarında,
Garaj Kapalılarında,
Evcil Hayvan Kulübelkerinde,
Belediye Park Bahçelerinde,
Turizm Otellerinde,
Yazlık Evlerde, Villalarda

APPLICATION AREAS

Cafe and Restaurant Gardens
Kindergarten and Day Care Centres
Common Use Areas of Urban Lands
Garages
Kennels
Parks and Gardens of Municipalities
Tourism Hotels
Pavilions and Villas



**Kolay
uygulanabilen
montaj özelliği...**

*Readily
Montage*



İsteğe bağlı
çift taraflı
statik boyalı
yapılabilmektedir.

*Optional:
Bath sides can be
static painted.*

KULLANILAN MALZEMELER

MATERIALS USED

2,5 m3 Pakette 15 adet plaka bulunmaktadır.
İstenirse yanyana aralık vermeden uygulanır.
Seçeneklerde tek renk, yada daha fazla renk seçeneği
mevcuttur.

*15 pcs plates available in 2.5 m3 package.
If required, can be applied side by side
contiguously
One and more colours are available..*



Geçmeli ve Kilitli Sistem
Steel Dubel



Çelik Dubel
Steel Dubel



Uzunluk : 2500 mm
Length
Kalınlık : 1,5 mm
Thickness



ÇATI ÇIKIŞ KAPAKLARI

ROOF HATCHES

Polikarbon Kapaklı Arkaya Açılır / Polycarbonate Cover / Back Opening

B-01



Çıkış Ø
Exit Ø
500x550mm

3009 Trapez Çatı Çıkış Kapağı
Trapeze Roof Hatch

B-02



Çıkış Ø
Exit Ø
500x550mm

7016 Trapez Çatı Çıkış Kapağı
Trapeze Roof Hatch

B-03



Çıkış Ø
Exit Ø
500x550mm

9002 Trapez Çatı Çıkış Kapağı
Trapeze Roof Hatch


B-04



Çıkış Ø
Exit Ø
500x550mm

3009 Kiremit Çatı Çıkış Kapağı
Tile Roof Hatch


B-05



Çıkış Ø
Exit Ø
500x550mm

7016 Kiremit Çatı Çıkış Kapağı
Tile Roof Hatch


B-06



Çıkış Ø
Exit Ø
500x550mm

9002 Kiremit Çatı Çıkış Kapağı
Tile Roof Hatch


B-07



Çıkış Ø
Exit Ø
500x550mm

3009 Şingil Çatı Çıkış Kapağı
Shingle Roof Hatch


B-08



Çıkış Ø
Exit Ø
500x550mm

7016 Şingil Çatı Çıkış Kapağı
Shingle Roof Hatch


B-09



Çıkış Ø
Exit Ø
500x550mm

6005 Şingil Çatı Çıkış Kapağı
Shingle Roof Hatch

B-10



Çıkış Ø
Exit Ø
500x550mm

3009 Panel Çatı Çıkış Kapağı
Panel Roof Hatch

B-11



Çıkış Ø
Exit Ø
500x550mm

7016 Panel Çatı Çıkış Kapağı
Panel Roof Hatch

B-12



Çıkış Ø
Exit Ø
500x550mm

9002 Panel Çatı Çıkış Kapağı
Panel Roof Hatch

Cam Kapaklı Amörtisörlü Arkaya Açılır / Glass Cover Back Opening (Shock absorber)

B-13



Çıkış Ø
Exit Ø
600x700mm

3009 Trapez Çatı Çıkış Kapağı Pres Baskılı
Trapeze Roof Hatch - Press Printed


B-14



Çıkış Ø
Exit Ø
600x700mm

7016 Trapez Çatı Çıkış Kapağı Pres Baskılı
Trapeze Roof Hatch - Press Printed

B-15












Çıkış Ø
Exit Ø
600x700mm

9002 Trapez Çatı Çıkış Kapağı Pres Baskılı
Trapeze Roof Hatch - Press Printed

ÇATI ÇIKIŞ KAPAKLARI

ROOF HATCHES

Cam Kapaklı Amörtisörlü Arkaya Açılır / Glass Cover Back Opening (Shock absorber)

<p>B-16</p>  <p>Çıkış Ø Exit Ø 600x700mm</p> <p>3009 Kremit Çatı Çıkış Kapağı Pres Baskılı Tile Roof Hatch - Press Printed</p>	<p>B-17</p>  <p>Çıkış Ø Exit Ø 600x700mm</p> <p>7016 Kremit Çatı Çıkış Kapağı Pres Baskılı Tile Roof Hatch - Press Printed</p>	<p>B-18</p>  <p>Çıkış Ø Exit Ø 600x700mm</p> <p>9002 Kremit Çatı Çıkış Kapağı Pres Baskılı Tile Roof Hatch - Press Printed</p>
<p>B-19</p>  <p>Çıkış Ø Exit Ø 600x700mm</p> <p>3009 Şingil Çatı Çıkış Kapağı Pres Baskılı Shingle Roof Hatch - Press Printed</p>	<p>B-20</p>  <p>Çıkış Ø Exit Ø 600x700mm</p> <p>7016 Şingil Çatı Çıkış Kapağı Pres Baskılı Shingle Roof Hatch - Press Printed</p>	<p>B-21</p>  <p>Çıkış Ø Exit Ø 600x700mm</p> <p>9002 Şingil Çatı Çıkış Kapağı Pres Baskılı Shingle Roof Hatch - Press Printed</p>
<p>B-22</p>  <p>Çıkış Ø Exit Ø 600x700mm</p> <p>3009 Panel Çatı Çıkış Kapağı Pres Baskılı Panel Roof Hatch - Press Printed</p>	<p>B-23</p>  <p>Çıkış Ø Exit Ø 600x700mm</p> <p>7016 Panel Çatı Çıkış Kapağı Pres Baskılı Panel Roof Hatch - Press Printed</p>	<p>B-24</p>  <p>Çıkış Ø Exit Ø 600x700mm</p> <p>9002 Panel Çatı Çıkış Kapağı Pres Baskılı Panel Roof Hatch - Press Printed</p>
<p>B-25</p>  <p>Çıkış Ø Exit Ø 600x700mm</p> <p>3009 Panel Çatı Çıkış Kapağı Pres Baskılı 5 Hatveli Panel Roof Hatch - Press Printed / Five-Step</p>	<p>B-26</p>  <p>Çıkış Ø Exit Ø 600x700mm</p> <p>7016 Panel Çatı Çıkış Kapağı Pres Baskılı 5 Hatveli Panel Roof Hatch - Press Printed / Five-Step</p>	<p>B-27</p>  <p>Çıkış Ø Exit Ø 600x700mm</p> <p>9002 Panel Çatı Çıkış Kapağı Pres Baskılı 5 Hatveli Panel Roof Hatch - Press Printed / Five-Step</p>
<h3>Cam Kapaklı Çift Amörtisörlü Yana Açılır / Double Shock Absorber Glass Cover / Sideway Opening</h3>		
<p>B-28</p>  <p>Çıkış Ø Exit Ø 900x900mm</p> <p>3009 Trapez Çatı Çıkış Kapağı Trapeze Roof Hatch</p>	<p>B-29</p>  <p>Çıkış Ø Exit Ø 900x900mm</p> <p>7016 Trapez Çatı Çıkış Kapağı Trapeze Roof Hatch</p>	<p>B-30</p>  <p>Çıkış Ø Exit Ø 900x900mm</p> <p>9002 Trapez Çatı Çıkış Kapağı Trapeze Roof Hatch</p>

ÇATI ÇIKIŞ KAPAKLARI

ROOF HATCHES

Cam Kapaklı Çift Amörtisörlü Yana Açılır / Double Shock Absorber Glass Cover / Sideway Opening

B-31



Çıkış Ø
Exit Ø
900x900mm

3009 Kremit Çatı Çıkış Kapağı
Tile Roof Hatch


B-32



Çıkış Ø
Exit Ø
900x900mm

7016 Kremit Çatı Çıkış Kapağı
Tile Roof Hatch

B-33



Çıkış Ø
Exit Ø
900x900mm

9002 Kremit Çatı Çıkış Kapağı
Tile Roof Hatch

B-34



Çıkış Ø
Exit Ø
900x900mm

3009 Şingil Çatı Çıkış Kapağı
Shingle Roof Hatch

B-35



Çıkış Ø
Exit Ø
900x900mm

7016 Şingil Çatı Çıkış Kapağı
Shingle Roof Hatch

B-36



Çıkış Ø
Exit Ø
900x900mm

6005 Şingil Çatı Çıkış Kapağı
Shingle Roof Hatch

B-37



Çıkış Ø
Exit Ø
900x900mm

3009 Panel Çatı Çıkış Kapağı
Panel Roof Hatch

B-38



Çıkış Ø
Exit Ø
900x900mm

7016 Panel Çatı Çıkış Kapağı
Panel Roof Hatch

B-39



Çıkış Ø
Exit Ø
900x900mm

9002 Panel Çatı Çıkış Kapağı
Panel Roof Hatch

Cam Kapaklı Amörtisörlü, Motorlu Yana Açılır / Automatic Glass Cover (Shock Absorber) Sideway Opening

B-40



Çıkış Ø
Exit Ø
700x1000mm

3009 Trapez Çatı Çıkış Kapağı Motorlu
Automatic Trapeze Roof Hatch



B-41



Çıkış Ø
Exit Ø
700x1000mm
















9002 Panel Çatı Çıkış Kapağı Motorlu
Automatic Panel Roof Hatch



ÇATI ÇIKIŞ KAPAKLARI




ROOF HATCHES

Polikarbon Kapaklı Yana Açılır / Polycarbonate Cover - Sideway Opening

<p>B-42</p>  <p>Çıkış Ø Exit Ø 600x700mm</p> <p>3009 Trapez Çatı Çıkış Kapağı Pres Baskılı Trapeze Roof Hatch - Pressed</p>	<p>B-43</p>  <p>Çıkış Ø Exit Ø 600x700mm</p> <p>7016 Trapez Çatı Çıkış Kapağı Pres Baskılı Trapeze Roof Hatch - Pressed</p>	<p>B-44</p>  <p>Çıkış Ø Exit Ø 600x700mm</p> <p>9002 Trapez Çatı Çıkış Kapağı Pres Baskılı Trapeze Roof Hatch - Pressed</p>
<p>B-45</p>  <p>Çıkış Ø Exit Ø 600x700mm</p> <p>3009 Kremit Çatı Çıkış Kapağı Pres Baskılı Tile Roof Hatch - Pressed</p>	<p>B-46</p>  <p>Çıkış Ø Exit Ø 600x700mm</p> <p>7016 Kremit Çatı Çıkış Kapağı Pres Baskılı Tile Roof Hatch - Pressed</p>	<p>B-47</p>  <p>Çıkış Ø Exit Ø 600x700mm</p> <p>9002 Kremit Çatı Çıkış Kapağı Pres Baskılı Tile Roof Hatch - Pressed</p>
<p>B-48</p>  <p>Çıkış Ø Exit Ø 600x700mm</p> <p>3009 Şingil Çatı Çıkış Kapağı Pres Baskılı Shingle Roof Hatch - Pressed</p>	<p>B-49</p>  <p>Çıkış Ø Exit Ø 600x700mm</p> <p>7016 Şingil Çatı Çıkış Kapağı Pres Baskılı Shingle Roof Hatch - Pressed</p>	<p>B-50</p>  <p>Çıkış Ø Exit Ø 600x700mm</p> <p>9002 Şingil Çatı Çıkış Kapağı Pres Baskılı Shingle Roof Hatch - Pressed</p>
<p>B-51</p>  <p>Çıkış Ø Exit Ø 600x700mm</p> <p>3009 Panel Çatı Çıkış Kapağı Pres Baskılı Panel Roof Hatch - Pressed</p>	<p>B-52</p>  <p>Çıkış Ø Exit Ø 600x700mm</p> <p>7016 Panel Çatı Çıkış Kapağı Pres Baskılı Panel Roof Hatch - Pressed</p>	<p>B-53</p>  <p>Çıkış Ø Exit Ø 600x700mm</p> <p>9002 Panel Çatı Çıkış Kapağı Pres Baskılı Panel Roof Hatch - Pressed</p>
<p>B-54</p>  <p>Çıkış Ø Exit Ø 600x700mm</p> <p>3009 Panel Çatı Çıkış Kapağı Pres Baskılı 5 Hatveli Panel Roof Hatch - Pressed / Five-Steps</p>	<p>B-55</p>  <p>Çıkış Ø Exit Ø 600x700mm</p> <p>7016 Panel Çatı Çıkış Kapağı Pres Baskılı 5 Hatveli Panel Roof Hatch - Pressed / Five-Steps</p>	<p>B-56</p>  <p>Çıkış Ø Exit Ø 600x700mm</p> <p>9002 Panel Çatı Çıkış Kapağı Pres Baskılı 5 Hatveli Panel Roof Hatch - Pressed / Five-Steps</p>

YAĞMUR İNİŞ BORULARI (KÖŞELİ)

DOWNSPOUT (ANGULAR)



YAĞMUR İNİŞ BORULARI (KÖŞELİ)

DOWNSPOUT (ANGULAR)

<p>B-97</p>  <p>Ø 75mm Ø 100mm</p> <p>9002 Yan Dirsek Side Elbow</p>	<p>B-98</p>  <p>Ø 75mm Ø 100mm</p> <p>Yan Dirsek Galvaniz Galvanized Side Elbow</p>	<p>B-99</p>  <p>Ø 75mm Ø 100mm</p> <p>3009 S Dirsek S Elbow</p>
<p>B-100</p>  <p>Ø 75mm Ø 100mm</p> <p>7016 S Dirsek S Elbow</p>	<p>B-101</p>  <p>Ø 75mm Ø 100mm</p> <p>9002 S Dirsek S Elbow</p>	<p>B-102</p>  <p>Ø 75mm Ø 100mm</p> <p>S Dirsek Galvaniz Galvanized S Elbow</p>
<p>B-103</p>  <p>Ø 75mm Ø 100mm</p> <p>3009 Çörten Gargoyle</p>	<p>B-104</p>  <p>Ø 75mm Ø 100mm</p> <p>7016 Çörten Gargoyle</p>	<p>B-105</p>  <p>Ø 75mm Ø 100mm</p> <p>9002 Çörten Gargoyle</p>
<p>B-106</p>  <p>250 mm Ø 50 mm Ø 37 mm Ø 75mm Ø 100mm</p> <p>3009 Balkon Gider Aparatı Balcony Drain Fitting</p>	<p>B-107</p>  <p>250 mm Ø 50 mm Ø 37 mm Ø 75mm Ø 100mm</p> <p>7016 Balkon Gider Aparatı Balcony Drain Fitting</p>	<p>B-108</p>  <p>250 mm Ø 50 mm Ø 37 mm Ø 75mm Ø 100mm</p> <p>9002 Balkon Gider Aparatı Balcony Drain Fitting</p>
<p>B-130</p>  <p>Ø 75x100mm 100 mm</p> <p>3009 Redüksiyon Reducing</p>	<p>B-131</p>  <p>Ø 75x100mm 290 mm 100 mm</p> <p>7016 Redüksiyon Reducing</p>	<p>B-132</p>  <p>Ø 75x100mm 290 mm 100 mm</p> <p>9002 Redüksiyon Reducing</p>

YAĞMUR İNİŞ ve OLUK EKİPMANLARI (KÖŞELİ)

DOWNSPOUT & GUTTER EQUIPMENTS

B-133



Ø 70mm

3009 Su Toplama Haznesi Süzgeçli (PVC)
Rainwater Head with Strainer (PVC)


B-134



Ø 70mm

7016 Su Toplama Haznesi Süzgeçli (PVC)
Rainwater Head with Strainer (PVC)


B-135



Ø 70mm

9002 Su Toplama Haznesi Süzgeçli (PVC)
Rainwater Head with Strainer (PVC)

B-136



Ø 200mm Ø 200mm

3009 Kutu Hazne Süzgeçli
Rainwater Head Box Gutter with Strainer

B-137



Ø 200mm Ø 200mm

7016 Kutu Hazne Süzgeçli
Rainwater Head Box Gutter with Strainer

B-138



Ø 200mm Ø 200mm

9002 Kutu Hazne Süzgeçli
Rainwater Head Box Gutter with Strainer

B-139



Oluk Üstü Süzgeç (Yaprak Tutucu Galvaniz)
Over Gutter Strainer (Leaf Keeper Galvanize)

B-140



Fabrika Oluk Üstü Süzgeç (Yaprak Tutucu Galvaniz)
Factory Over Gutter Strainer (Leaf Keeper Galvanize)

B-141



3009 Yağmur Oluk
Gutter

B-142



7016 Yağmur Oluk
Gutter

B-143



9002 Yağmur Oluk
Gutter

B-144



3009 Ters Köşe
Reverse Corner Side Elbow

B-145



7016 Ters Köşe
Reverse Corner Side Elbow

B-146




9002 Ters Köşe
Reverse Corner Side Elbow

YAĞMUR OLUK ve BAĞLANTI ELEMANLARI (KÖŞELİ)

DOWNSPOUT GUTTER and FITTING EQUIPMENTS

B-147




3009 Köşe Yön Dirsek
Corner Side Elbow

B-148




7016 Köşe Yön Dirsek
Corner Side Elbow

B-149



9002 Köşe Yön Dirsek
Corner Side Elbow

B-150



3009 Köşe Kapatma Aparatı
Corner Covering Apparatus

B-151



7016 Köşe Kapatma Aparatı
Corner Covering Apparatus

B-152



9002 Köşe Kapatma Aparatı
Corner Covering Apparatus

B-153



3009 Ters Köşe Kapatma Aparatı
Reverse Corner Covering Apparatus

B-154



7016 Ters Köşe Kapatma Aparatı
Reverse Corner Covering Apparatus

B-155



9002 Ters Köşe Kapatma Aparatı
Reverse Corner Covering Apparatus

B-156



3009 Oluk Yan Kapak
Side Cover

B-157




7016 Oluk Yan Kapak
Side Cover

B-158



9002 Oluk Yan Kapak
Side Cover

B-159



İniş Kiti
Gutter Outlet

B-160



İniş Kiti
Gutter Outlet

B-161



Manşon
Sleeve

YAĞMUR OLUK ve BAĞLANTI ELEMANLARI (KÖŞELİ)

DOWNSPOUT GUTTER and FITTING EQUIPMENTS

B-162



3009 İnış Hazneli Manşon
Sleeve with Downspout Outlet

B-163



7016 İnış Hazneli Manşon
Sleeve with Downspout Outlet

B-164



9002 İnış Hazneli Manşon
Sleeve with Downspout Outlet

B-165



3009 İnış Haznesi (PVC)
Downspout Outlet PVC

B-166



7016 İnış Haznesi (PVC)
Downspout Outlet PVC

B-167



9002 İnış Haznesi (PVC)
Downspout Outlet PVC

B-168



3009 Dış Kanca
External Casp

B-169



7016 Dış Kanca
External Casp

B-170



9002 Dış Kanca
External Casp

B-171



3009 Dış Kanca Uzun Kuyruklu
Long Tail External Casp

B-172



7016 Dış Kanca Uzun Kuyruklu
Long Tail External Casp

B-173



9002 Dış Kanca Uzun Kuyruklu
Long Tail External Casp

B-174




3009 Dış Kanca Kilitli
Locked Long Tail External Casp

B-175



7016 Dış Kanca Kilitli
Locked Long Tail External Casp

B-176



9002 Dış Kanca Kilitli
Locked Long Tail External Casp

YAĞMUR OLUK ASKI KANCALARI (KÖŞELİ)

DOWNSPOUT GUTTER HANGERS (ANGULAR)

B-177



Ø 330mm

Eksiz Oluk İç Kanca Geçmeli Takviyeli
Jointless Gutter Inner Hanger / Telescopic

B-178



Ø 330mm

Eksiz Oluk İç Kanca Geçmeli Düz
Jointless Gutter Inner Hanger / Telescopic

B-179



Ø 330mm

Eksiz Oluk İç Kanca Takviyeli
Jointless Gutter Inner Hanger / K Style

B-180



Ø 330mm

Eksiz Oluk İç Kanca Düz
Jointless Gutter Inner Hanger

B-181



Ø 300mm

Eksiz Oluk İç Kanca Takviyeli
Jointless Gutter Inner Hanger / K Style

B-182



Ø 300mm

Eksiz Oluk İç Kanca Düz
Jointless Gutter Inner Hanger

B-183



Ø 150mm

PVC Oluk Askı Kancası
PVC Gutter Hanger


B-184



İniş Saksı Model
Downspout Flowerpot Model




B-185




3009 Oluk Üstü Etek Kaplama Sacı
Over Gutter Covering Sheet

B-186



7016 Oluk Üstü Etek Kaplama Sacı
Over Gutter Covering Sheet

B-187



9002 Oluk Üstü Etek Kaplama Sacı
Over Gutter Covering Sheet

B-188



3009 Kar Tutucu
Snow Holder

B-189



7016 Kar Tutucu
Snow Holder






B-190



9002 Kar Tutucu
Snow Holder

YAĞMUR İNiŞ BORULARI (YUVARLAK)

DOWNSPOUT (ROUND)



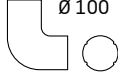
YAĞMUR İNİŞ BORULARI (YUVARLAK)

DOWNSPOUT (ROUND)

B-215



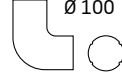
9002 Çörten
Gorgoyle



B-216



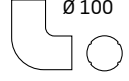
Çörten Galvaniz
Galvanized Gorgoyle



B-217



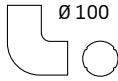
3009 S Dirsek
S elbow



B-218



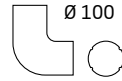
7016 S Dirsek
S elbow



B-219



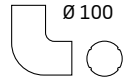
9002 S Dirsek
S elbow



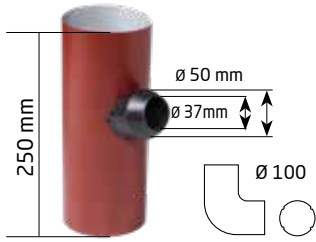
B-220



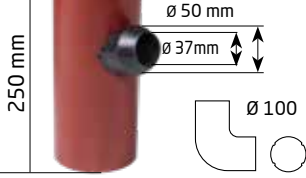
S Dirsek Galvaniz
Galvanized S Elbow



B-221



3009 Balkon Gider Aparatı
Balcony Drain Apparatus



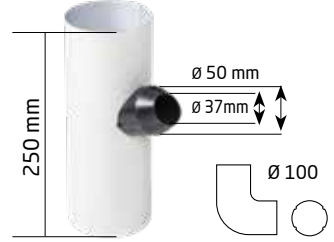
B-222



7016 Balkon Gider Aparatı
Balcony Drain Apparatus



B-223



9002 Balkon Gider Aparatı
Balcony Drain Apparatus



B-224



3009 Redüksiyon
Reducing



B-225



7016 Redüksiyon
Reducing




B-226




9002 Redüksiyon
Reducing



B-227



3009 Redüksiyon
Reducing



B-228



7016 Redüksiyon
Reducing



B-229



9002 Redüksiyon
Reducing



YUVARLAK OLUK GRUBU

ROUND GUTTERS

B-230



70mm

3009 İniş Hazne (PVC)
Water Descending Chamber

B-231



70mm

7016 İniş Hazne (PVC)
Water Descending Chamber


B-232



70mm

9002 İniş Hazne (PVC)
Water Descending Chamber

B-233



Oluk Üstü Süzgeç Galvaniz
Over Gutter Strainer Galvanized

B-234



3009 Yuvarlak Oluk
Round Gutter

B-235



7016 Yuvarlak Oluk
Round Gutter

B-236



Yuvarlak Oluk Galvaniz
Round Gutter Galvanized

B-237



3009 Dış Köşe Yön Dirsek
Outer Corner Side Elbow

B-238



7016 Dış Köşe Yön Dirsek
Outer Corner Side Elbow

B-239



9002 Dış Köşe Yön Dirsek
Outer Corner Side Elbow

B-240



Dış Köşe Yön Dirsek Galvaniz
Galvanized Outer Corner Side Elbow

B-241



3009 Ters Köşe
Reverse Elbow

B-242




7016 Ters Köşe
Reverse Elbow

YUVARLAK OLUK GRUBU

ROUND GUTTERS

B-243



9002 Ters Köşe
Reverse Elbow

B-244



Ters Köşe Galvaniz
Galvanized Reverse Elbow

B-245



3009 Yan Kapak
Side Cover

B-246



9002 Yan Kapak
Side Cover

B-247



7016 Yan Kapak
Side Cover

B-248



Yan Kapak Galvaniz
Side Cover Galvanized

B-249



3009 İniş Kiti
Descending Kit

B-250



7016 İniş Kiti
Descending Kit

B-251



İniş Kiti Galvaniz
Galvanized Descending Kit

B-252




7016 Ek Birleştirme Manşonu
Supplement Connection Sleeve

B-253



Ek Birleştirme Manşonu Galvaniz
Galvanized Supplement Connection Sleeve

B-254



3009 Oluk Gergi Kancası
Gutter Stay Hanger

B-255



Zemin Tahliye Borusu Alüminyum
Aluminium Ground Drain Trunk

B-256



Balkon Tahliye Borusu Alüminyum
Aluminium Balcony Drain Trunk

B-257



Kablo Rakor Borusu Alüminyum
Cable Connection Pipe Aluminium

OLUK ASKI KANCALARI

HANGERS

B-260



3009 Oluk Askı Kancası
Gutter Hanger

B-261



7016 Oluk Askı Kancası
Gutter Hanger

B-262



9002 Oluk Askı Kancası
Gutter Hanger

B-263




3009 Oluk Askı Kancası Uzun Kuyruk
Long Tail Gutter Hanger

B-264




7016 Oluk Askı Kancası Uzun Kuyruk
Long Tail Gutter Hanger

B-265




9002 Oluk Askı Kancası Uzun Kuyruk
Long Tail Gutter Hanger

B-266




3009 Şingil Çatı Kenar Sacı Çıtalı Sistem
Shingle Roof Side Sheet Tongue and Groove Joint

B-267



7016 Şingil Çatı Kenar Sacı Çıtalı Sistem
Shingle Roof Side Sheet Tongue and Groove Joint

B-268



6020 Şingil Çatı Kenar Sacı Çıtalı Sistem
Shingle Roof Side Sheet Tongue and Groove Joint

B-269



9002 Şingil Çatı Kenar Sacı Çıtalı Sistem
Shingle Roof Side Sheet Tongue and Groove Joint

B-270




3009 Şingil Çatı Kenar Sacı
Shingle Roof Side Sheet

B-271



7016 Şingil Çatı Kenar Sacı
Shingle Roof Side Sheet

B-272



6020 Şingil Çatı Kenar Sacı
Shingle Roof Side Sheet

B-273



9002 Şingil Çatı Kenar Sacı
Shingle Roof Side Sheet
















B-274



3009 Yan Kalkan Kaplama Sacı
Side Covering Sheet

SAÇAK ALIN SAÇLARI


FRINGE PLATES

<p>B-280</p>  <p>3009 Saçak Süsü Model 1 Eaves Sheet Plate Model 1</p>	<p>B-281</p>  <p>7016 Saçak Süsü Model 1 Eaves Sheet Plate Model 1</p>	<p>B-282</p>  <p>9002 Saçak Süsü Model 1 Eaves Sheet Plate Model 1</p>
<p>B-283</p>  <p>3009 Saçak Süsü Model 2 Eaves Sheet Plate Model 2</p>	<p>B-284</p>  <p>7016 Saçak Süsü Model 2 Eaves Sheet Plate Model 2</p>	<p>B-285</p>  <p>9002 Saçak Süsü Model 2 Eaves Sheet Plate Model 2</p>
<p>B-286</p>  <p>3009 Saçak Süsü Model 3 Eaves Sheet Plate Model 3</p>	<p>B-287</p>  <p>7016 Saçak Süsü Model 3 Eaves Sheet Plate Model 3</p>	<p>B-288</p>  <p>9002 Saçak Süsü Model 3 Eaves Sheet Plate Model 3</p>
<p>B-289</p>  <p>3009 Saçak Süsü Model 4 Eaves Sheet Plate Model 4</p>	<p>B-290</p>  <p>7016 Saçak Süsü Model 4 Eaves Sheet Plate Model 4</p>	<p>B-291</p>  <p>9002 Saçak Süsü Model 4 Eaves Sheet Plate Model 4</p>
<p>B-292</p>  <p>3009 Trapez Saçak Süsü Model 5 Eaves Sheet Plate Model 5 (Trapeze)</p>	<p>B-293</p>  <p>7016 Trapez Saçak Süsü Model 5 Eaves Sheet Plate Model 5 (Trapeze)</p>	<p>B-294</p>  <p>9002 Trapez Saçak Süsü Model 5 Eaves Sheet Plate Model 5 (Trapeze)</p>

SANDVIÇ PANEL AKSESUARLARI

SANDWICH PANEL ACCESSORIES

B-300



1000x600 mm
1000x500 mm

3009 Panel Mahya
Panel Ridge


B-301



1000x600 mm
1000x500 mm

7016 Panel Mahya
Panel Ridge

B-302



1000x600 mm
1000x500 mm

9002 Panel Mahya
Panel Ridge

B-303



3009 Panel Duvar Dibi
Panel Wall Edge

B-304



7016 Panel Duvar Dibi
Panel Wall Edge

B-305



9002 Panel Duvar Dibi
Panel Wall Edge

B-306



3009 Panel Ön Kapak
Panel Front Cover

B-307



7016 Panel Ön Kapak
Panel Front Cover

B-308



9002 Panel Ön Kapak
Panel Front Cover

B-309




3009 Panel Yan Kapak
Panel Side Cover

B-310



7016 Panel Yan Kapak
Panel Side Cover

B-311



9002 Panel Yan Kapak
Panel Side Cover

B-312




3009 Panel Yan Duvar Dibi
Panel Side Wall Edge

B-313



9002 Panel Yan Duvar Dibi
Panel Side Wall Edge

B-314



3009

7016


9002

Panel Semeri
Panel Saddle

TRAPEZ SAC AKSESUARLARI

TRAPEZE SHEET ACCESSORIES

B-315




3009 Trapez Duvar Üstü
Over Wall Trapeze

B-316




7016 Trapez Duvar Üstü
Over Wall Trapeze

B-317




9002 Trapez Duvar Üstü
Over Wall Trapeze

B-318



3009 Trapez Duvar Dibi
Wall Edge Trapeze

B-319



7016 Trapez Duvar Dibi
Wall Edge Trapeze

B-320



9002 Trapez Duvar Dibi
Wall Edge Trapeze

B-321



3009 Trapez Başlangıç Kapak
Trapeze Beginning Cover

B-322



7016 Trapez Başlangıç Kapak
Trapeze Beginning Cover

B-323



9002 Trapez Başlangıç Kapak
Trapeze Beginning Cover

B-324



3009 Trapez Yan Duvar Dibi
Trapeze Side Wall Edge

B-325



7016 Trapez Yan Duvar Dibi
Trapeze Side Wall Edge

B-326



9002 Trapez Yan Duvar Dibi
Trapeze Side Wall Edge

B-327



3009 Trapez Sac Semeri
Trapeze Sheet Saddle

B-328



Çatı Emniyet Kemerli Bağlama Aparatı
Trapeze Sheet Saddle

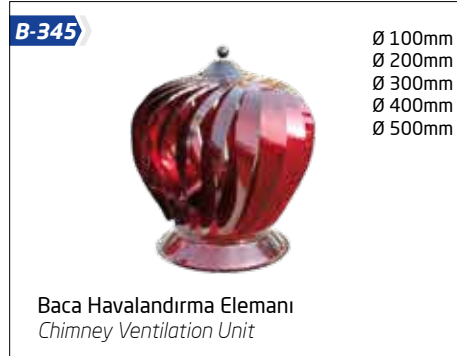

B-329



3009 Trapez İç Rüzgar Kapatma Sacı
Trapeze Sheet Saddle

BACA KENAR SAÇLARI

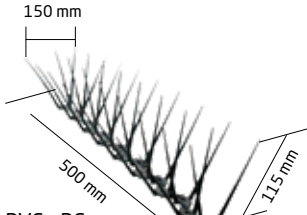
CHIMNEY SIDE FITTINGS



HIRDAVAT GRUBU

HARDWARES

B-350



Kuşkonmaz PVC - PC
Asparagus PVC - PC

B-351



Tohum Saklama Kutusu
Seed Keeping Box

B-352



Agraf Vida
Hook Screw

B-353



Ahşap Vidası 4,5 cm
Wood Screw

B-354



Ahşap Vidası 7,5 cm
Wood Screw

B-355



Ahşap Vidası 10,5 cm
Wood Screw

B-356



Trapez Vidası 2,5 cm
Trapeze Screw

B-357



Trapez Vidası 5 cm
Trapeze Screw

B-358



Trapez Vidası 6 cm
Trapeze Screw

B-359



Panel Vidası 10,5 cm
Panel Screw

B-360



Panel Vidası 12,5 cm
Panel Screw

B-361



Beton Çivisi 5x100 mm
Concrete Nail

B-362



Beton Çivisi 5x80 mm
Concrete Nail

B-363



Şingir Çivisi Kg
Shingle Stud Kg

B-364



OSB Vidası Adet
OSB Screw

B-365



Kartuş Slikon
Sealant Silicone

aurepel Mutfak Bacası Koku Önleyici

Kitchen Ventilation Hole Odor Filter

B-400





www.basari-metal.com



www.edgedisticaret.com
info@edgedisticaret.com

Fatih Demirciler San. Sitesi Resul Sk. No:8 Karatay / Konya / TÜRKİYE
Tel: +90 332 342 56 02 Fax: +90 332 342 56 13
Gsm: +90 533 963 88 09
info@basarioluk.com.tr • bilgi@basariedge.com